

The **HGS-400** is a portable, self-contained, HEPA filtration unit designed for multiple operational modes - negative/positive pressure or clean air recirculation. Filtration performance meets or exceeds UL and CDC guidelines for safety and performance.



### FILTRATION

182 square inch pleated, non-woven fiber pre-filter (Merv-8 rating).  
1,282 cubic inch HEPA filter (99.97 efficiency for 0.3 micron particles).

### DURABLE

Structural aluminum framework and chassis with a 304 stainless steel exterior.

### SMALL + PORTABLE

Medical grade quiet casters provide easy portability. Fits nicely into areas with limited floor space, consuming <5 square ft.

### ROBUST BLOWER

3/4 HP blower provides nominal airflow of 400 CFM for effective air cleaning.

### POWER OPTIONS

115V and 230V power options with 10' power cord and green dot plug.

### AIR CHANGES PER HOUR (ACH)

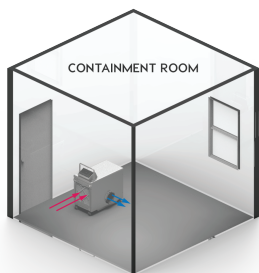
Meets or exceeds established guidelines from the CDC regarding containment of airborne pathogens in medical and commercial applications. See the ACH chart below.

### SIMPLE MAINTENANCE

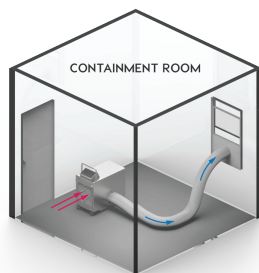
Pre-filter and HEPA filters are easily accessible, without the use of tools, for replacement by authorized personnel. A convenient "Dirty Filter" indicator alerts personnel when filters require attention.

### FLEXIBLE APPLICATIONS

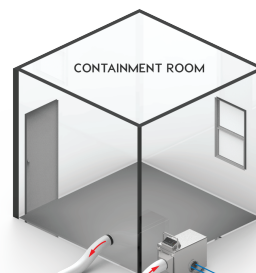
Useful as an air cleaning unit for many environments and settings - patient rooms, exam rooms, labs, light industrial work areas, etc. Configurable for negative or positive pressure applications.



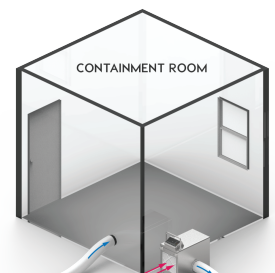
RECIRCULATION



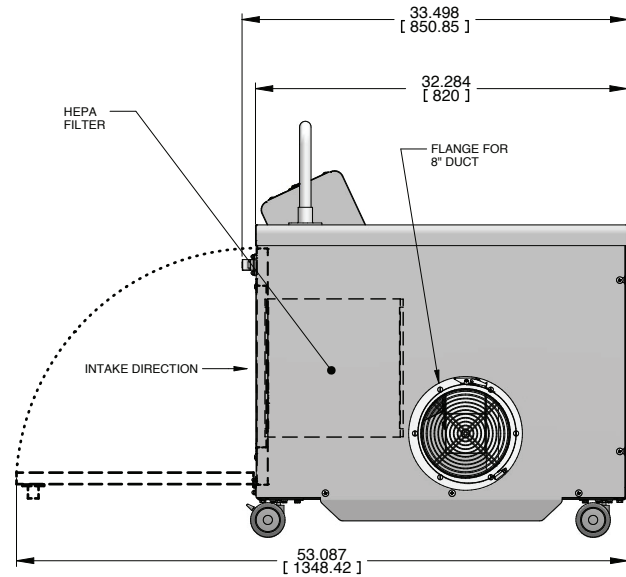
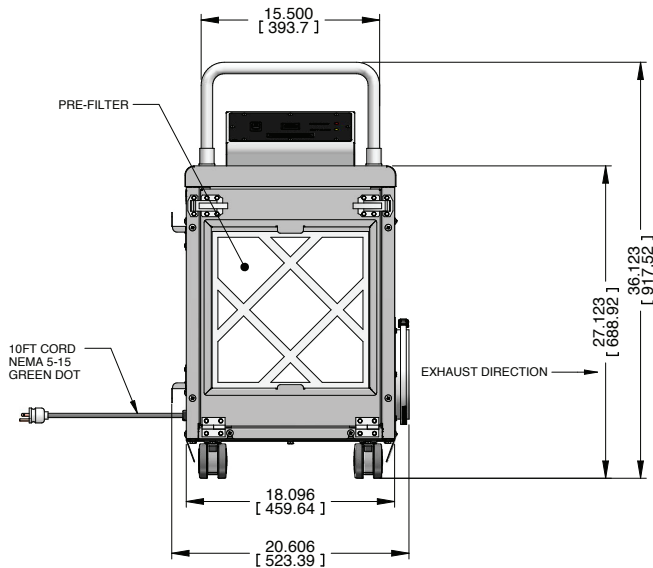
NEGATIVE PRESSURE 1



NEGATIVE PRESSURE 2



POSITIVE PRESSURE



### DIMENSIONS

Width	Length	Height	Floor Space
20-5/8" (460mm)	33-1/2" (851mm)	36-1/8" (918mm)	4.8 sq. ft. (0.46 sq. m)
Open door requires a nominal clearance of 21" (533mm) in front of unit.			

### POWER REQUIREMENTS

Unit	Voltage	Hz	Phase	Amps
71915	115	60	1	4.7
71916	230	60	1	2.5

### SHIPPING SPECIFICATIONS

Width	35" (889mm)	Crated Weight	245 lbs (111 kg)
Depth	46" (1168mm)		
Height	49" (1245mm)	Uncrated Weight	190 lbs (86 kg)
Cube	46 ft. <sup>3</sup> (1.3 m <sup>3</sup> )		

### Specifications

- Airflow: 400 CFM nominal, 345 CFM @ 3" w.c.
- Disposable 14" x 14" Merv-8 pre filter
- Galvanized frame long-life HEPA filter
- Indicator lights alert personnel when filters need attention
- Direct drive, continuous duty 3/4 HP motor
- Overload protection with manual reset switch
- Ambient sound level of 41 dB
- 8" flanged exhaust port with quick release clamp
- Simple On/Off switch and Runtime clock

### Options

- Power Options: 115V (1-phase) or 230V (1-phase)
- Intake Adapter for attaching intake ductwork
- 25-ft flexible ductwork for intake/exhaust connections